

Bayview Secondary School

Caring and Safe Schools



Welcome to
BAYVIEW SECONDARY SCHOOL



Introductions

The Administrative Team

Aldrin Fernando (Principal)

Milton Hart (Vice-Principal: A-J)

Katrina Morrison (Vice-Principal:
K-R)

Stacey Sadacharan (Vice-Principal:
S-Z)

LAND ACKNOWLEDGEMENT

We affirm that we are all treaty people and acknowledge that the York Region District School Board is located on the lands of two treaties. These treaties have been signed with the Mississaugas of the Credit First Nation and the First Nations of the Williams Treaties who are: the Mississaugas of Alderville, Curve Lake, Hiawatha, Scugog Island; and the Chippewas of Beausoleil, Rama, and Georgina Island, who is our closest neighbour and partner in education.

To honour this agreement we will take up our responsibility to be respectful of their traditions, knowledge, and inherent rights as sovereign nations. We will respect their relationship with these lands and recognize that our connection to this land is through the continued relationship with these First Nations, and we acknowledge our shared responsibility to respect and care for the land and waters for future generations.

Welcome
Back!

IMAGINE...

...You are arriving in a new place, one that is familiar in some ways, but unusual and a little unsettling in other ways.

A place that you both know...and do not know.

You are arriving with heavy bags and aren't sure you can put them down just yet, because you aren't sure if you are safe, or if you belong there.



How might you feel?

CARING SCHOOL COMMUNITY

One where you can feel safe.

One where you feel you belong

Where it's "okay" to not feel "okay" sometimes.

We've got this!

ALL STUDENTS have the right to learn in an environment where they feel safe, welcome and respected

EVERYONE has a role to play in creating our school environment.

A CARING AND SAFE SCHOOL environment is based on the development of healthy, positive and respectful relationships.

WE have the ability to create a caring, safe and inclusive school culture...

YOUR VOICE, YOUR THOUGHTS

What does a caring, safe, inclusive learning environment...



...look like,

Learning resources that reflect and value the identities and experience of our students, families, and staff as well as and the broader community



...feel like,

Opportunities to learn about and take action on issues of social justice, equity, and anti-discrimination



...sound like

Safe spaces to take risks in learning

Mistakes are seen as learning experiences

Respectful communication and actions

....at Bayview Secondary School?

Standing up for each other

Discrimination & Racism

Discrimination is when someone is treated unfairly based on their age, class, colour, creed, ability, ethnicity, familial status, gender, gender identity, language, political or other opinion, race, religion or faith belief, sex, or sexual orientation.

Racism any individual action or institutional practice that treats people differently because of their skin colour or ethnicity. This distinction is often used to justify discrimination.



MICROAGGRESSIONS

Microaggressions are small actions or words that show unkindness toward an oppressed or targeted groups.

What are you?

You speak English so well

Your name is so tricky to pronounce correctly. Can I give you a nickname?

Some examples of microaggressions

You don't act like other people like you.

Where are you from? I mean really, where?

Why do you sound so White?

FORMS OF DISCRIMINATION & RACISM

Anti-Black Racism

**Anti-Indigenous
Racism**

Anti-Asian Racism

Antisemitism

Islamophobia

Homophobia

Ableism

Classism

Transphobia

**We stand against
anti-Black racism.**

Hate incidents, anti-Black racism will not be
tolerated in YRDSB schools.



Protocol for Addressing Incidents of Hate and/or Discrimination

Staff Expectations for Student
Incidents

**Stopping, Interrupting, and
Addressing the Behaviour**

Naming the Behaviour

Reporting the Behaviour

Documenting the Behaviour

**Supporting the Targeted Student
or Employee**

Conducting an Investigation

Education

Ensuring Accountability

As a community, we
will create a safe,
caring, and inclusive
school together.



Healthy Relationships and Behaviours

HEALTHY RELATIONSHIPS

Healthy Relationships* are characterized by:

- mutual respect;
- safety;
- boundaries/ autonomy;
- trust;
- caring;
- communication; and
- fun.

These are all very important aspects of healthy relationships and **mutual respect** is the foundation of healthy relationships.

*whether it's online, over the phone, or in-person

UNHEALTHY RELATIONSHIP: BULLYING

- A form of repeated and aggressive behaviour that is intended to cause (or should be known to cause) fear, distress and/or harm to another person's body, feelings, self-esteem, or reputation.
- Bullying occurs in a context where there is a real or perceived power imbalance and may be a symptom of racism, classism, homophobia, sexism, religious discrimination, ethnic discrimination or other forms of bias and discrimination.

Bullying can also happen off school property and online

(evening and weekends but still have a negative impact on the school community)

CYBER-BULLYING

Examples of cyber-bullying include:

- sharing hateful, insulting, offensive, and/or intimidating electronic communication or images via text messages, emails, direct messages;
- revealing information considered to be personal, private, and sensitive without consent including the non-consensual sharing of intimate images;
- creating fake accounts on social networking sites to impersonate, humiliate and/or exclude others; and
- excluding a student on purpose from online chat groups, access to accounts and/or during digital gaming session.

DID YOU KNOW?

Activities that happen off school property including social media (i.e., instagram, snapchat, tiktok) may have consequences at school if they affect school climate.

Everyone deserves to feel like they belong and feel safe.

Think before you post! 

UNWANTED SEXUAL BEHAVIOUR

Uninvited sexual comments or actions can be considered **sexual harassment**.

Unwanted touching of sexual body parts or acts is **sexual assault**.

Examples of unwanted sexual behaviour:

- demanding hugs
- unwanted touching
- leering or inappropriate staring
- sexual jokes, including circulating written sexual jokes (e.g. social media)
- gender-related comment about a person's physical characteristics
- demanding dates or sexual favours
- someone under the influence cannot consent to sexual activity

UNDERSTANDING CONSENT

Consent is a voluntary, sober, enthusiastic, creative, wanted, mutual, honest and clear agreement to engage in specific sexual activity.

Silence does not mean yes.

SMOKE-FREE SCHOOL

Smoking and/or vaping (including cannabis) is not permitted at our school or any other school.

This includes:

- any indoor space;
- any school sponsored activities including field trips
- outdoor grounds, including playgrounds and sports fields; and
- public areas within 20 metres of the school's grounds.

SMOKING & VAPING: HEALTHY SCHOOLS


Vaping is not harmless:

- Vaping can increase your exposure to harmful chemicals;
- Vaping can lead to nicotine addiction;
- The long-term consequences of vaping are unknown; and
- It's rare, but defective vaping products (especially batteries) may catch fire or explode, leading to burns and injuries.



REMINDERS: HEALTHY RELATIONSHIPS & BEHAVIOURS

Activities for healthy interactions



Active
listening



Respectful
Messaging



Smoke-Free
school

Activities that are not acceptable



Spreading Hate



Spreading Rumors



Sharing inappropriate images
& recording others without
consent



Non consensual
touching


In Person Learning

WHAT I CAN BRING...

Bring to school only what you need for class.

This includes:

- Materials for class (e.g., pens, change of clothes for phys. ed)
- Appropriate footwear for safety
- Electronic devices (you are responsible for them)



WHAT I CANNOT BRING...



SCHOOL REMINDERS

Be sure to complete your Covid screening and self-assessment prior to coming to school.

Vaping is not permitted on school property.

Visitors are not permitted on school property. Any visitor must make an appointment with the main office by calling 905-884-4453.

Progressive Discipline

PROGRESSIVE DISCIPLINE



What is it?

Appropriate consequences and/or supports to help students improve their behaviour, while taking into account individual circumstances.

The goal is to help prevent inappropriate student behaviour from happening again.

PROGRESSIVE DISCIPLINE

A range of options to determine the most appropriate way to respond to each situation and help students learn from every incident.

Supports could include:

- a conversation with the student
- a review of expectations for the student's behaviour
- counselling
- an assignment
- restorative conversation

Consequences could include:

- an assignment
- a detention
- a suspension or an expulsion

WHAT YOU SHOULD EXPECT

You should expect:

- **to be taken seriously and heard**
- **to be respected and supported**
- **that your voice and the voices of your families will be valued**

WE - the caring adults in your school, your community - are here to help and are here to stand up to support caring, safe and inclusive environments

SUSPENSION IS CONSIDERED FOR...

1. uttering a **threat** *
2. possessing **alcohol** or **illegal drugs**
3. being **under the influence of alcohol** or **illegal drugs**
4. **swearing** at a **teacher** or at another **adult** *
5. **vandalism**
6. **bullying or cyberbullying** *

*** Activities that could happen online**

SUSPENSION IS CONSIDERED FOR...

7. ongoing **neglect of duty** (with Superintendent of Schools approval only)
8. **opposition to authority ***
9. an act **that is harmful to the moral tone** of the school *
10. an act **that is harmful to the physical or mental well-being** of others, * and/or
11. any act that **breaks the Board or school code of conduct**

*** Activities that could happen online**

EXPULSION IS CONSIDERED FOR...

1. **possessing a weapon or replica weapon***
2. using a **weapon** to threaten *
3. committing **physical assault**
4. committing **sexual assault**
5. **trafficking in weapons** or in illegal **drugs**
6. committing **robbery**
7. giving **alcohol** to a minor

***Activities that could happen online**


EXPULSION IS CONSIDERED FOR...

8. **bullying or cyberbullying**, * if:
 - a. the student has **previously been suspended** for it, and
 - b. the student creates an **unacceptable risk to safety**
9. any infraction that is **motivated by** bias, prejudice or hate based on race, national or ethnic origin, language, colour, religion, sex, age, mental or physical disability, sexual orientation, gender identity, gender expression, or any other similar factor *
10. **student's presence is injurious to others**, and/or
11. ongoing **neglect of duty, truancy or opposition to authority** that he/she cannot or will not change

* **Activities that could happen online**

Reporting

Policy Review: Student Leadership and Voice and Student Dress Code



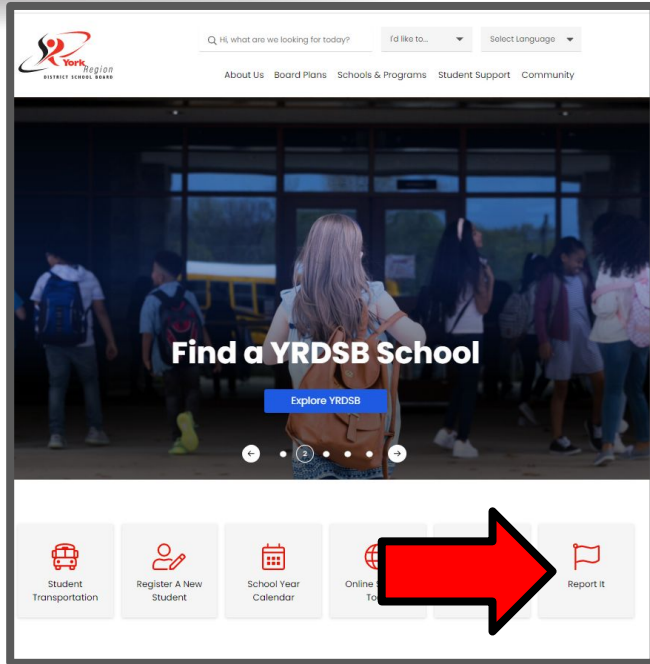
HOW DO YOU HELP?

If you see or hear something happening:

- If you feel safe, tell the other person to stop
- Tell a trusted adult (educators, principal, family)
- Use YRDSB Report It Tool



WHERE TO FIND REPORT IT BUTTON



School Procedures

Respect for Self & Others

- School Expectations
- Dress Code: Appropriate, Hats
- Attendance & Absences
- Punctuality
- Student Identification
- Trespassing & Trespassers



Classroom Community

- Anaphylaxis/No nuts in classrooms
- Personal Electronic Devices
- Appropriate Use of Technology
- Access to Wi-Fi
- Exams
- Academic honesty
- Videotaping



School & Community At Large

- Good Neighbour Policy (plaza)
- Bikes & Skateboards
- No Smoking
- Cafeteria & Lunch Rooms
- Parking Lot



Creative Commons



COVID-19 Fall 2022

Secondary Student Presentation

Inspire Learning!

Daily Screening

On a daily basis, students and their parents are responsible to review and adhere to the COVID-19 School Screening Tool. Symptoms of COVID-19 include:

- Fever
- New or Worsening Cough
- Shortness of Breath
- Sore Throat or Difficulty Swallowing
- Altered Taste or Smell
- Nausea, Vomiting, Diarrhea, Abdominal Pain
- Runny Nose, Nasal Congestion

If you are feeling unwell or if you have any of the symptoms of COVID-19, please do not come to school, inform the school and get a test.

The use of a mask is not an acceptable measure to attend or remain at school for those who are symptomatic.

Daily Screening

Does your child
or someone in
your home
have COVID-19
or symptoms
of COVID-19?



Students and staff MUST stay home if:

- They are sick – even if symptoms are mild
- They are not fully vaccinated and a household member is sick with a symptom on the screening tool
- They are not fully vaccinated and a household member is COVID-19 positive or waiting for test results.

Taking your child to school when they or a family member are sick can result in a fine.

Your actions impact others. Please act responsibly and keep COVID-19 out of our school.

york.ca/safeatschool

York Region



Have you completed
the COVID-19 school
and child care
screening tool today?



Complete your
screening at

york.ca/schools/covid-19-school-and-child-care-screening

Students, staff and essential visitors cannot
enter unless they have passed their screening.

Help keep COVID-19 out of our schools.

York Region

If you Feel Sick at School...

- Immediately let a staff member know that you are not feeling well
- If you are not with a teacher - please go to the office and let them know
- There will be a space in the school (Isolation Room) where you can stay until someone can pick you up.

Face Coverings

If you are choosing to wear a mask:

- Students are expected to provide their own face covering
- Masks are not to be shared
- Masks can be non-medical or cloth.
- The use of a mask is not an acceptable measure to attend or remain at school for those who are symptomatic

HOW TO PUT ON A FACE MASK

Cloth or non-medical face coverings are required inside all commercial establishments in York Region. Just as you cover your mouth when you cough or sneeze, wearing a mask provides an extra layer of protection to others. Medical and surgical masks, including N95 respirators, should be saved for our front-line health professionals.



1. Perform Hand Hygiene

Wash your hands for at least 20 seconds or use alcohol-based hand sanitizer.



2. Secure the elastic loops of the mask around your ears

If your mask has strings, tie them securely behind your head.



3. Cover your mouth and nose with the mask

Make sure there are no gaps between your face and the mask.



4. Do not touch the front of the mask while you wear it

Wash your hands with soap and water for at least 20 seconds or use alcohol-based hand sanitizer if you accidentally touch your mask.

HOW TO REMOVE YOUR MASK

Do not touch the front of your mask to remove it



1. Wash your hands with soap and water for at least 20 seconds or use alcohol-based hand sanitizer.



2. Remove the elastic loops of the mask from around your ears or untie the strings from behind your head.



3. If you are wearing a disposable mask hold only the loops or strings and place the mask in a garbage bin lined with plastic. Cloth masks should be washed after each use.



4. Wash your hands with soap and water for at least 20 seconds or use alcohol-based hand sanitizer after taking the mask off and disposing of it or throwing in the laundry.

A few tips to keep in mind

- Ensure the right side of the mask is facing outwards
- Do not share masks. Do not reuse single-use masks
- Do not use masks on children under the age of 2, anyone who has trouble breathing or is unable to remove the mask without assistance
- Replace a disposable mask once it becomes damp or soiled. Wash a cloth mask in the laundry after each use
- Do not leave any discarded masks in places where others can come in contact with them such as shopping carts, bus stops, or on the ground
- Wearing a non-medical mask is NOT a replacement for physical distancing. Keep a 2-metre distance whenever possible to help stop the spread of COVID-19

For more information, visit
york.ca/COVID19

or Last Updated: July 19, 2020



Hand Washing/Sanitizing

Students are to wash hands using soap and water or use hand sanitizer immediately before:

- leaving home,
- leaving the classroom,
- eating, touching one's face
- leaving school.

Students are to wash hands or use hand sanitizer immediately after:

- arriving at school/entering the classroom,
- finishing lunch,
- touching shared objects,
- using the bathroom,
- coughing, sneezing, and blowing one's nose,
- arriving at home.

A hand sanitizing station will be placed in the front lobby of the school and in classrooms. It is recommended that students not bring their own hand sanitizer to school for issues of quality, fragrance and management of potential hazards.

Correct Handwashing Procedures Procédure correcte de lavage des mains

1 Wet Hands Mouiller les mains



2 Soap Prendre du savon



3 Lather (minimum 20 seconds) Faire mousser (minimum de 20 secondes)



4 Rinse Rincer



5 Towel dry or use an air dryer Sécher les mains avec une serviette ou utiliser un séchoir à air



6 Turn taps off with towel Fermer le robinet avec la serviette



PUBLIC HEALTH
1-800-361-5653
TTY: 1-866-512-6228
york.ca/COVID19

York Region

202001-04-1 and updated June 14, 2020



How to correctly use hand sanitizer

1

Apply one squirt



2

Rub hands together



3

Rub until dry



Important Tips:

- Use hand sanitizer when:
 - soap and running water are not available
 - hands are not visibly soiled
- Use moistened towelettes followed by hand sanitizer when hands are visibly dirty and soap and water are not available
- Choose an alcohol-based hand sanitizer that contains between 60% and 90% alcohol
- Children should be supervised when using hand sanitizer product
- Do not apply hand sanitizer near an open flame

Note: alcohol-based hand sanitizer dispensers must not be placed within 15cm (six inches) of a source of ignition (e.g., electrical outlet, light switch).

1-800-361-5653
TTY: 1-866-252-9933



York Region Health Connection

Community and Health Services
Public Health

www.york.ca



0007_RL_0104

Main Office

To reduce crowding in the main office, students and permitted visitors are requested to wait in the hall to be called into the office.

Visitors (including parents/guardians) are asked to make an appointment first and sign-in/sign-out in the main office.

Questions and Answers?

Follow us on...

Thank you!



www.yrdsb.ca/schools/bayview.ss



@BayviewBengal
@BayviewGuidance



@bayviewsecondaryschool
@bss.guidance